


MOBILE COUNTY COMMISSION
PADGETT SWITCH ROAD @ TWO MILE ROAD
CIP-2013-023
NOVEMBER 9, 2016

 Hutchinson, Moore & Rauch, LLC Engineers + Surveyors + Land Planners				H. O. WEAVER & SONS, INC.		JOHN G. WALTON CONSTRUCTION COMPANY		MCELHENNEY CONSTRUCTION COMPANY, LLC	
ITEM#	DESCRIPTION	UNIT	QTY	UNIT PRICE	AMOUNT	UNIT PRICE	AMOUNT	UNIT PRICE	AMOUNT
201-A	CLEARING AND GRUBBING	1	LS	\$ 15,446.11	\$ 15,446.11	\$ 7,920.00	\$ 7,920.00	\$ 7,992.56	\$ 7,992.56
206-C	ASPHALT REMOVAL	385	SY	\$ 5.07	\$ 1,951.95	\$ 10.78	\$ 4,142.80	\$ 10.17	\$ 3,915.45
206-D	REMOVAL OF PIPE (ALL SIZES)	187	LF	\$ 10.22	\$ 1,911.14	\$ 13.80	\$ 2,580.60	\$ 14.54	\$ 2,718.98
206-E1	REMOVAL OF CONCRETE HEADWALLS	12	EACH	\$ 119.49	\$ 1,433.88	\$ 172.54	\$ 2,070.48	\$ 166.00	\$ 1,992.00
206-E2	REMOVING MAILBOXES (INCLUDING RESET)	10	EACH	\$ 136.27	\$ 1,362.70	\$ 150.39	\$ 1,503.90	\$ 98.58	\$ 985.80
210-A	UNCLASSIFIED EXCAVATION	1,130	CY	\$ 16.71	\$ 18,882.30	\$ 18.12	\$ 20,475.60	\$ 21.55	\$ 24,351.60
210-D	BORROW EXCAVATION, SELECT FILL (A-3 OR BETTER)	850	CY	\$ 21.59	\$ 18,351.50	\$ 11.95	\$ 10,157.50	\$ 23.22	\$ 19,737.00
230-A	ROADBED PROCESSING	22	RDBD STA	\$ 342.65	\$ 7,538.30	\$ 425.22	\$ 9,354.84	\$ 429.56	\$ 9,450.32
243-A	SOIL STABILIZATION GEOGRID, TYPE 1	5,050	SY	\$ 4.74	\$ 23,937.00	\$ 3.10	\$ 15,655.00	\$ 3.58	\$ 18,079.00
301-A	CRUSHED AGGREGATE BASE, TYPE B, PLANT MIXED, 6" COMPACTED THICKNESS	2,190	SY	\$ 18.48	\$ 40,471.20	\$ 25.53	\$ 55,910.70	\$ 23.03	\$ 50,435.70
301-A1	GRANULAR SOIL BASE, TYPE A, MIXED, 6" COMPACTED THICKNESS	2,720	SY	\$ 2.89	\$ 7,860.80	\$ 9.23	\$ 25,105.60	\$ 9.24	\$ 25,132.80
401-A	BITUMINOUS TREATMENT	1,360	SY	\$ 1.20	\$ 1,632.00	\$ 1.25	\$ 1,700.00	\$ 1.40	\$ 1,904.00
405-A	TACK COAT	1,060	GAL	\$ 3.00	\$ 3,816.00	\$ 3.74	\$ 3,964.40	\$ 4.19	\$ 4,441.40
408-A	MILLING / PLANING EXISTING PAVEMENT (1.5'-2.5' DEEP)	205	SY	\$ 12.50	\$ 2,562.50	\$ 16.00	\$ 3,280.00	\$ 14.56	\$ 2,984.80
424-A	SUPERPAVE BITUMINOUS CONCRETE WEARING SURFACE LAYER, 1/2" MAX AGGREGATE SIZE, ESAL RANGE B (185#/SY)	689	TON	\$ 67.50	\$ 46,507.50	\$ 76.41	\$ 52,646.49	\$ 78.61	\$ 54,162.29
424-B1	SUPERPAVE BITUMINOUS CONCRETE BINDER LAYER, LEVELING, 1/2" MAX AGGREGATE SIZE, ESAL RANGE B (80-350#/SY)	275	TON	\$ 72.50	\$ 19,937.50	\$ 109.32	\$ 30,063.00	\$ 84.43	\$ 23,218.25
424-B2	SUPERPAVE BITUMINOUS CONCRETE BINDER LAYER, 3/4" MAX AGGREGATE SIZE, ESAL RANGE B (240#/SY), WIDENING	265	TON	\$ 85.00	\$ 22,525.00	\$ 132.95	\$ 35,231.75	\$ 98.99	\$ 26,232.35
430-B	AGGREGATE SURFACING	85	TON	\$ 40.26	\$ 3,422.10	\$ 59.36	\$ 5,045.60	\$ 63.01	\$ 5,355.85


MOBILE COUNTY COMMISSION
PADGETT SWITCH ROAD @ TWO MILE ROAD
CIP-2013-023
NOVEMBER 9, 2016

ITEM#		DESCRIPTION		UNIT		QTY		H. O. WEAVER & SONS, INC.		JOHN G. WALTON CONSTRUCTION COMPANY		MCELHENNEY CONSTRUCTION COMPANY, LLC	
								UNIT PRICE	AMOUNT	UNIT PRICE	AMOUNT	UNIT PRICE	AMOUNT
530-A	30" SIDE DRAIN PIPE, CLASS 3, RCP	48	LF	\$ 89.35	\$ 4,288.80	\$ 58.31	\$ 2,798.88	\$ 58.89	\$ 2,817.12				
533-A	15" SIDE SEWER PIPE, CLASS 3, RCP	40	LF	\$ 60.56	\$ 2,422.40	\$ 36.75	\$ 1,470.00	\$ 37.74	\$ 1,509.60				
535-A	15" SIDE DRAIN PIPE	216	LF	\$ 39.18	\$ 8,462.88	\$ 35.80	\$ 7,732.80	\$ 37.74	\$ 8,151.84				
636-B	18" SPAN X 11" RISE SIDE DRAIN PIPE	32	LF	\$ 63.12	\$ 2,019.84	\$ 46.41	\$ 1,485.12	\$ 46.65	\$ 1,492.80				
600-A	MOBILIZATION	1	LS	\$ 53,485.17	\$ 53,485.17	\$ 19,486.00	\$ 19,486.00	\$ 29,960.32	\$ 29,960.32				
606-A	6" UNDERDRAIN PIPE	1,700	LF	\$ 14.13	\$ 24,021.00	\$ 22.03	\$ 37,451.00	\$ 19.11	\$ 32,487.00				
610-A	RIPRAP, CLASS 2, 24" THICK	20	SY	\$ 88.75	\$ 1,775.00	\$ 99.83	\$ 1,996.60	\$ 104.98	\$ 2,099.60				
610-D	FILTER BLANKET, GEOTEXTILE	24	SY	\$ 11.58	\$ 277.92	\$ 6.42	\$ 130.08	\$ 3.52	\$ 84.48				
614-A	CONCRETE SLOPE PAVING	18	CY	\$ 644.71	\$ 11,604.78	\$ 540.00	\$ 9,720.00	\$ 488.94	\$ 8,800.92				
619-A1	30" SIDE DRAIN PIPE END TREATMENTS, 4:1, 45° SKEW, CLASS 2	1	EACH	\$ 2,215.45	\$ 2,215.45	\$ 3,142.66	\$ 3,142.66	\$ 1,189.22	\$ 1,189.22				
619-A2	150" SIDE DRAIN PIPE END TREATMENTS, 4:1, 45° SKEW, CLASS 1	1	EACH	\$ 937.76	\$ 937.76	\$ 1,200.00	\$ 1,200.00	\$ 903.82	\$ 903.82				
619-A3	15" SIDE DRAIN END TREATMENTS, 4:1, CLASS 1	14	EACH	\$ 937.76	\$ 13,128.64	\$ 960.00	\$ 13,440.00	\$ 913.48	\$ 12,788.72				
619-B1	18" SPAN X 11" RISE SIDE DRAIN END TREATMENTS, 4:1, CLASS 1	2	EACH	\$ 781.23	\$ 1,562.46	\$ 1,200.00	\$ 2,400.00	\$ 1,010.49	\$ 2,020.98				
620-A	MINOR STRUCTURE CONCRETE	4	CY	\$ 986.37	\$ 3,985.48	\$ 1,500.00	\$ 6,000.00	\$ 1,082.75	\$ 4,331.00				
621-A	JUNCTION BOXES WITH MANHOLE ACCESS	2	EACH	\$ 3,638.75	\$ 7,277.50	\$ 2,220.99	\$ 4,441.98	\$ 2,330.33	\$ 4,660.66				
623-B	CONCRETE CURB, TYPE N	325	LF	\$ 17.41	\$ 5,658.25	\$ 27.00	\$ 8,775.00	\$ 24.70	\$ 8,027.50				
650-A	TOPSOIL, 4" COMPACTED THICKNESS	400	CY (TBM)	\$ 17.47	\$ 6,988.00	\$ 13.79	\$ 5,516.00	\$ 30.11	\$ 12,044.00				
662-A	SEEDING	1	ACRE	\$ 1,372.33	\$ 1,372.33	\$ 2,142.45	\$ 2,142.45	\$ 1,404.72	\$ 1,404.72				
654-A	SOLID SODDING	100	SY	\$ 4.57	\$ 457.00	\$ 5.54	\$ 554.00	\$ 6.02	\$ 602.00				
656-A	MULCHING	1	ACRE	\$ 914.88	\$ 914.88	\$ 1,341.99	\$ 1,341.99	\$ 1,575.01	\$ 1,575.01				
659-C	EROSION CONTROL PRODUCT, TYPE S3	500	SY	\$ 3.43	\$ 1,715.00	\$ 2.18	\$ 1,090.00	\$ 3.30	\$ 1,650.00				
665-E	POLYETHYLENE	500	SY	\$ 4.12	\$ 2,060.00	\$ 2.21	\$ 1,105.00	\$ 2.26	\$ 1,130.00				
665-J	SILT FENCE	2,300	LF	\$ 3.54	\$ 8,142.00	\$ 4.07	\$ 9,361.00	\$ 3.53	\$ 8,119.00				
665-O	SILT FENCE REMOVAL	2,300	LF	\$ 0.62	\$ 1,426.00	\$ 1.66	\$ 3,818.00	\$ 1.05	\$ 2,415.00				
665-Q	WATTLES	500	LF	\$ 7.97	\$ 3,985.00	\$ 8.27	\$ 4,135.00	\$ 8.82	\$ 4,410.00				
674-A	CONSTRUCTION SAFETY FENCE	500	LF	\$ 3.95	\$ 1,975.00	\$ 3.89	\$ 1,945.00	\$ 2.48	\$ 1,240.00				

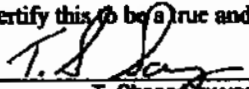
MOBILE COUNTY COMMISSION
PADGETT SWITCH ROAD @ TWO MILE ROAD
CIP-2013-023
NOVEMBER 9, 2016

ENR		Hutchinson, Moore & Rauch, LLC Engineers + Surveyors + Land Planners		H. O. WEAVER & SONS, INC.		JOHN G. WALTON CONSTRUCTION COMPANY		MCELHENNEY CONSTRUCTION COMPANY, LLC	
680-A	GEOMETRIC CONTROLS	1	LS	\$ 5,804.95	\$ 5,804.95	\$ 3,109.34	\$ 3,109.34	\$ 7,273.48	\$ 7,273.48
698-A	CONSTRUCTION FUEL (MAX BID LIMITED TO \$5,000)	1	LS	\$ -	\$ -	\$ -	\$ -	\$ 0.01	\$ 0.01
701-A1	SOLID TRAFFIC STRIPE, WHITE, CLASS 2, TYPE A (5" WIDE)	1	MILE	\$ 3,430.81	\$ 3,430.81	\$ 3,600.00	\$ 3,600.00	\$ 3,493.67	\$ 3,493.67
701-A2	SOLID TRAFFIC STRIPE, YELLOW, CLASS 2, TYPE A (5" WIDE)	1	MILE	\$ 3,430.81	\$ 3,430.81	\$ 3,600.00	\$ 3,600.00	\$ 3,493.67	\$ 3,493.67
701-B	DOTTED TRAFFIC STRIPE, CLASS 2, TYPE A (5" WIDE)	371	LF	\$ 1.14	\$ 422.94	\$ 1.20	\$ 445.20	\$ 1.16	\$ 430.36
701-C	SOLID TEMPORARY TRAFFIC STRIPE	2	MILE	\$ 1,143.81	\$ 2,287.22	\$ 1,200.00	\$ 2,400.00	\$ 1,164.56	\$ 2,329.12
703-A	TRAFFIC CONTROL MARKINGS, CLASS 2, TYPE A	617	SF	\$ 4.57	\$ 2,819.69	\$ 4.80	\$ 2,981.60	\$ 4.68	\$ 2,875.22
703-B	TRAFFIC CONTROL LEGENDS, CLASS 2, TYPE A	45	SF	\$ 6.86	\$ 308.70	\$ 7.20	\$ 324.00	\$ 6.99	\$ 314.55
705-A1	PAVEMENT MARKERS, CLASS A-H, TYPE 1-B	80	EACH	\$ 5.72	\$ 457.60	\$ 6.00	\$ 480.00	\$ 5.82	\$ 465.60
705-A2	PAVEMENT MARKERS, CLASS A-H, TYPE 2-D	72	EACH	\$ 5.72	\$ 411.84	\$ 6.00	\$ 432.00	\$ 5.82	\$ 419.04
705-A3	PAVEMENT MARKERS, CLASS A-H, TYPE 2-E	10	EACH	\$ 5.72	\$ 57.20	\$ 6.00	\$ 60.00	\$ 5.82	\$ 58.20
705-A4	PAVEMENT MARKERS, CLASS A-H, TYPE 2-C	10	EACH	\$ 5.72	\$ 57.20	\$ 6.00	\$ 60.00	\$ 5.82	\$ 58.20
740-B	CONSTRUCTION SIGNS, TYPE IV	308	SF	\$ 8.01	\$ 2,467.08	\$ 9.60	\$ 2,956.80	\$ 8.73	\$ 2,688.84
740-D	CHANNELIZING DRUMS	150	EACH	\$ 51.46	\$ 7,719.00	\$ 0.01	\$ 1.50	\$ 46.58	\$ 6,987.00
740-E	CONES (36" HIGH)	100	EACH	\$ 0.01	\$ 1.00	\$ 0.01	\$ 1.00	\$ 12.81	\$ 1,281.00
740-I	WARNING LIGHTS, TYPE B	4	EACH	\$ 188.70	\$ 754.80	\$ 249.11	\$ 996.44	\$ 139.75	\$ 559.00
740-M	BALLAST FOR CONES	100	EACH	\$ 0.01	\$ 1.00	\$ 0.01	\$ 1.00	\$ 0.01	\$ 1.00
1002-A	RESIDENTIAL ASPHALT DRIVEWAY, COMPLETE IN PLACE	260	SY	\$ 28.51	\$ 6,892.60	\$ 17.88	\$ 4,643.60	\$ 17.47	\$ 4,542.20
1002-B	COMMERCIAL ASPHALT DRIVEWAY, COMPLETE IN PLACE	240	SY	\$ 33.98	\$ 8,155.20	\$ 20.45	\$ 4,908.00	\$ 17.47	\$ 4,192.80

**MOBILE COUNTY COMMISSION
PADGETT SWITCH ROAD @ TWO MILE ROAD
CIP-2013-023
NOVEMBER 9, 2016**

				Hutchinson, Moore & Ranch, LLC Engineers + Surveyors + Land Planners		H. O. WEAVER & SONS, INC.		JOHN G. WALTON CONSTRUCTION COMPANY		MCELHENNEY CONSTRUCTION COMPANY, LLC	
ITEM#	DESCRIPTION	UNIT	QTY	UNIT PRICE	AMOUNT	UNIT PRICE	AMOUNT	UNIT PRICE	AMOUNT		
					\$ 457,207.66		\$ 470,467.00		\$ 480,448.32		
				TOTAL BID	\$ 457,207.40						

We hereby certify this to be a true and correct tabulation on the above named project.



T. Shane Sawyer, P.E.
Project Manager
Hutchinson, Moore & Rauch, LLC

